

2019 TOP CORPORATIONS FACTS

DOLLARS SPENT WITH WBEs

\$51.9
BILLION

NUMBER OF TOP CORPORATIONS

TOTAL
75

INDUSTRY BREAKDOWN

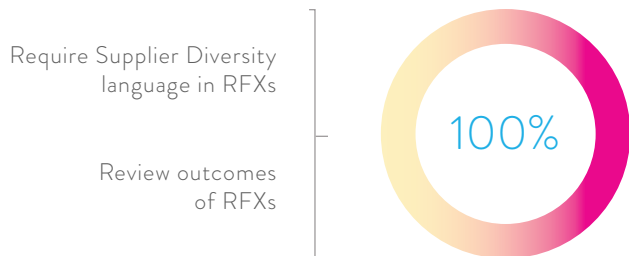
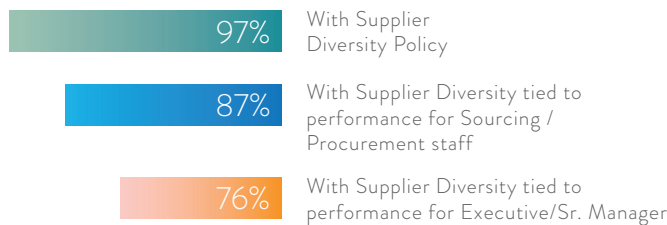
-  8 Healthcare
-  7 Automotive
-  7 Financial Services
-  7 Utilities
-  6 Food + Beverage, CPG
-  6 Technology
-  6 Travel + Hospitality
-  5 Professional + Technical Services
-  5 Retail
-  4 Information Communication Technology
-  4 Oil + Gas
-  3 Arts, Entertainment + Recreation
-  3 Insurance
-  2 Industrials (Other)
-  2 Transportation + Logistics

SUPPLIER DIVERSITY

92%
of CEOs endorse
Supplier Diversity

87%
of Supplier
Diversity mentioned
in Annual / CSR Report

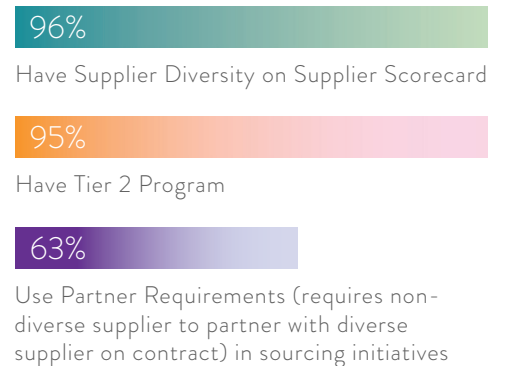
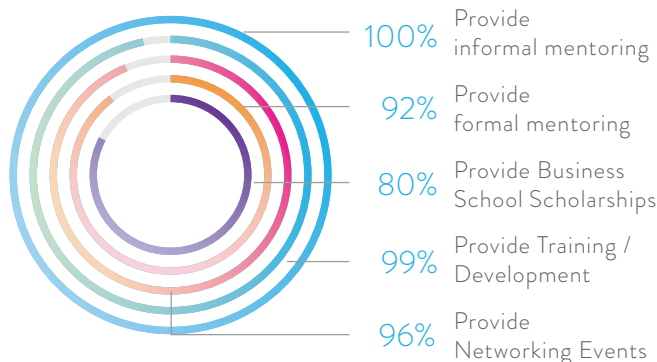
77%
with Supplier Diversity
Advisory Board



SUPPLIER DEVELOPMENT

99%
Provide Tier 1
Supplier Development

82%
Provide Tier 2
Supplier Development



95%
% with Corporate
Diversity Spend Goal

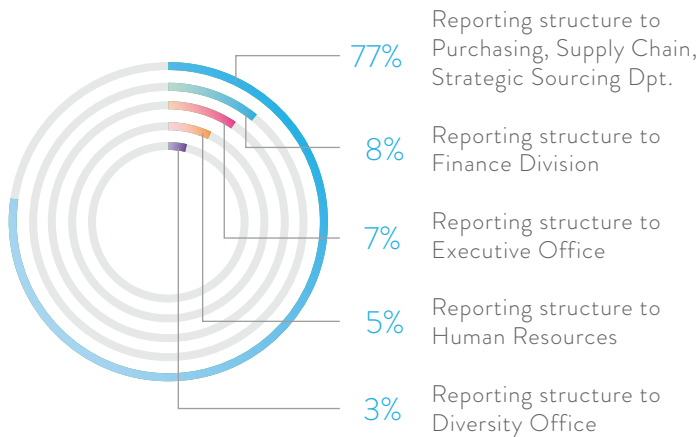
100%
% who promote cross diversity partnerships
with WBEs, MBEs, and other ethnic,
minority, and ownership classifications

88%
% who set
Tier 1 Goals

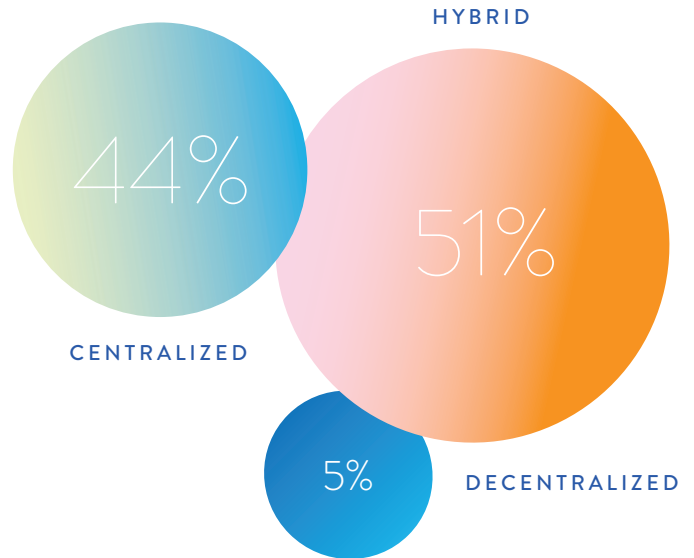
75%
% who have governmental
reporting requirements

2019 TOP CORPORATIONS FACTS

SUPPLIER DIVERSITY REPORTING STRUCTURE



PROCUREMENT ORGANIZATION



AVERAGES

3

Median Full Time Supplier Diversity Staff

12

Median times per year organization participates in external diverse trade fairs

1.5

Median times per year organization hosts internal trade fairs for diverse suppliers

25

Median Yrs. Programs has been in existence

2+

Top Corporations are members of an average of 2+ Regional Partner Organization (RPOs)

TOP CORPORATIONS WBENC NATIONAL ENGAGEMENT

KEY

- Summit & Salute
- National Conference and Business Fair

- 01 C-Suite Senior Executive Attended
- 02 Supplier Diversity Professional Attended
- 03 Buyer(s) Attended
- 04 Sponsored Event
- 05 Exhibited
- 06 Workshop Presenter / Panelist
- 07 Meet & Greet
- 08 Matchmaker
- 09 Sponsored WBENC Supplier Development Program

